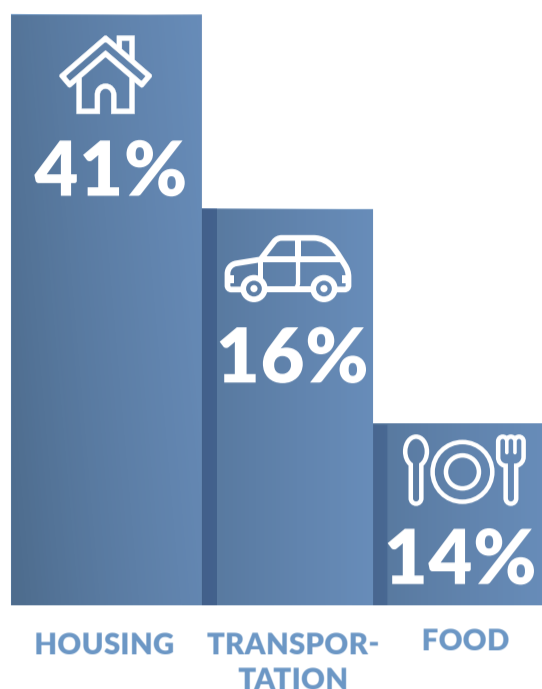


# HOW AMERICANS SPEND & SAVE

## SPENDING

### Top 3 expenditures



Percentage of income Americans spend on Healthcare, including health insurance<sup>1</sup>

8

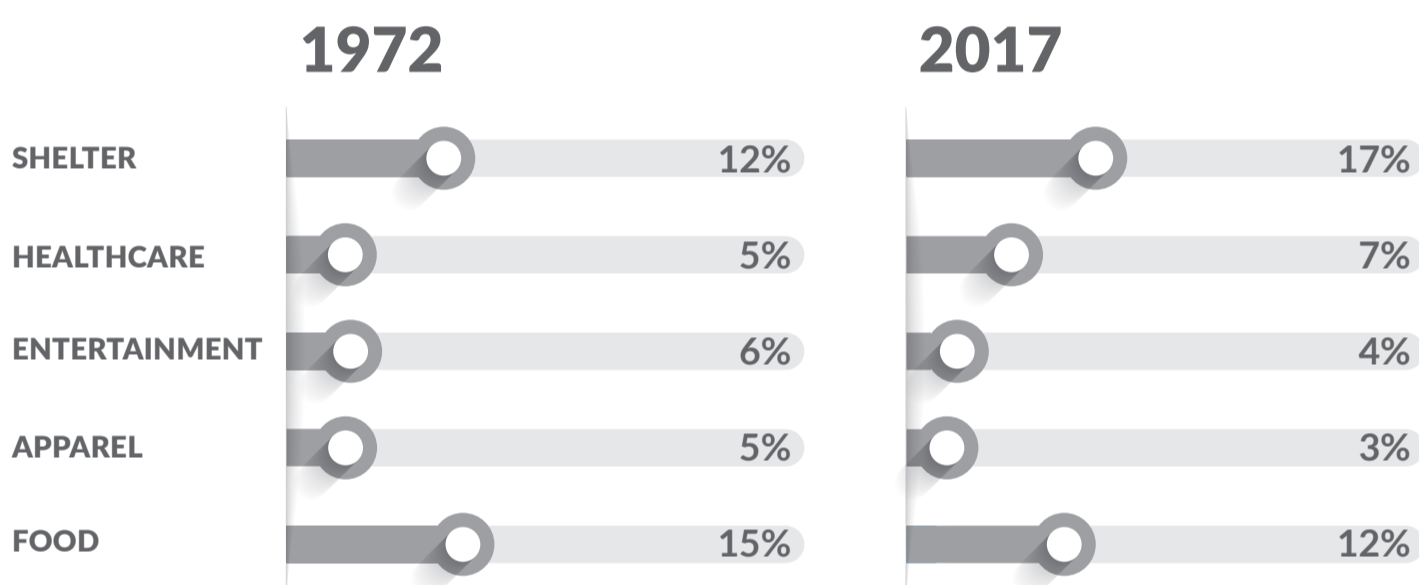
2% Americans' expenditures on EDUCATION 

\$1,200


average annual vacation expenditure per person, including transportation, lodging, food, and entertainment<sup>2</sup>



### The makeup of Americans' spending has changed dramatically over the past four decades:<sup>3</sup>



## SAVING



80% of Americans' savings is in a **401(k) or individual retirement account**<sup>4</sup>

61% of Millennials save for a **retirement fund**; Baby Boomers and those in Gen X prefer to pay down debt<sup>5</sup>

27% of Americans say they **carry no debt this year**, up from 23 percent in 2017<sup>6</sup>

45% of Americans say their **top savings priority is travel**<sup>7</sup>

\$95,766

the average retirement savings amount across all age groups<sup>8</sup>

#### SOURCES

- <sup>1</sup>A Foolish Take: How Americans spend their money. John Maxfield, The Motley Fool, published in USA Today, Sept. 30, 2017.
- <sup>2</sup>Study: Average Cost of a Vacation. CreditDonkey, Oct. 8, 2018.
- <sup>3</sup>Here's how American spending habits have changed over the last few decades. Jeff Desjardins, Visual Capitalist, posted in Business Insider, June 4, 2018.
- <sup>4</sup>Here's how much money Americans have saved. Megan Leonhart, Makeit/CNBC, September. 3, 2018.
- <sup>5</sup>Americans are getting better at saving: 58% have more money than they owe in credit card debt. Shawn M. Carter, Makeit/CNBC, February. 23, 2018.
- <sup>6</sup>Here's how much money Americans have saved. Megan Leonhart, Makeit/CNBC, September. 3, 2018.
- <sup>7</sup>This Is the No. 1 Thing Americans Save Money For. Maurie Blackman, The Motley Fool, July 26, 2018.
- <sup>8</sup>Average Retirement and Emergency Savings by Age Group. Rebecca Lake, the balance, December 12, 2018.